

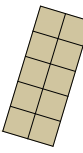









Key

- New granite kerb line
- New white/yellow line marking
- New Yorkstone blister tactile
- New Yorkstone footway paving
- New tree (subject to trial hole)
- Relocated TfL cycle hire stand
- Proposed new Sheffield cycle stand
- Proposed new seating
- Existing tree
- Existing kerb line

One way southbound for general traffic with cycle contraflow 4.5m wide carriageway

No changes to this area - existing two colour granite sett carriageway and yorkstone footways

Left turn only from Moor Place into Moorgate

DRAFT